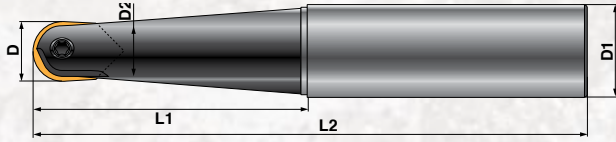
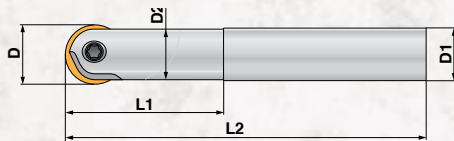


Profile Milling Program Tools



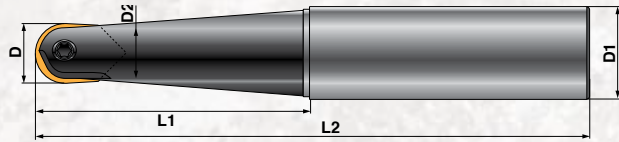
TAV, CY, TA - Spike-Line Cylindrical Steel Shank

Tool Ordering Number	Dimensions					Screw	Key	Use with Inserts	
	Size ØD	Shank ØD1	Neck ØD2	Neck Length L1	Total Length L2			Type	Code
TAV-0250-3.75-0500	0.250	0.500	0.225	1.250	3.750	MS06N	T7		VRBS, VBD, MB, MBT, RB-N, BS-N, BD, BDS, FB, TO, HF, RBT
TAV-0312-3.75-0500	0.3125	0.500	0.281	1.250	3.750	MS08N	T7		
CY-0375-4.0-0375	0.375	0.375	0.337	0.750	4.000	MS10	T15		
CY-0375-4.0-0500	0.375	0.500	0.337	1.000	4.000	MS10	T15		
TA-0375-6.0-0500	0.375	0.500	0.337	1.750	6.000	MS10	T15		



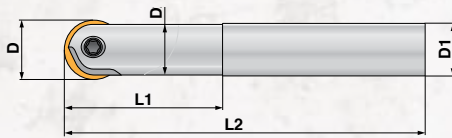
CB SFCY - Cylindrical Carbide Shank Holder, Ball

Tool Ordering Number	Dimensions					Screw	Key	Use with Inserts	
	Size ØD	Shank ØD1	Neck ØD2	Neck Length L1	Total Length L2			Type	Code
CBCYV-0250-6.0-0250	0.250	0.250	NA	NA	6.000	MS06N	T7		MB, MBT, RB-N, BS-N, RBT
CBCYV-0312-6.0-0312	0.312	0.312	NA	NA	6.000	MS06N	T7		
CBCY-0375-4.0-0375	0.375	0.375	0.337	1.145	4.000	MS10	T15		
CBCY-0375-6.0-0375	0.375	0.375	0.337	1.145	6.000	MS10	T15		
CBSFCY-0500-6.0-0500	0.500	0.500	0.440	1.145	6.625	MS12	T20		
CBSFCY-0500-6.0-12	0.500	12mm	0.440	1.145	6.625	MS12	T20		
CBSFCY-0625-6.0-0625	0.625	0.625	0.550	1.325	6.750	MS16	T20		
CBSFCY-0750-8.0-18	0.750	18mm	0.675	1.500	8.875	MS20	T20		
CBSFCY-0750-8.0-0750	0.750	0.750	0.675	1.512	8.875	MS20	T20		
CBSFCY-1000-8.0-1000	1.000	1.000	0.882	1.866	9.125	MS25	T20		
CBSFCY-1000-8.0-25	1.000	25mm	0.882	1.866	9.125	MS25	T20		



TAV, CY, TA - Spike-Line Cylindrical Steel Shank

Tool Ordering Number	Dimensions					Screw	Key	Use with Inserts	
	Size ØD	Shank ØD1	Neck ØD2	Neck Length L1	Total Length L2			Type	Code
TAV-06-095-12	6	12	5,7	30	95	MS06N	T7		VRBS, VBD, MB, MBT, RB-N, BS-N, BD, BDS, FB, TO, HF, RBT
TAV-08-095-12	8	12	7,5	32	95	MS08N	T7		
CY-10-100-10	10	10	9,0	19	100	MS10	T15		
CY-10-100-12	10	12	9,0	25	100	MS10	T15		
TA-10-125-12	10	12	9,0	35	125	MS10	T15		
TA-10-150-12	10	12	9,0	35	150	MS10	T15		



CB SFCY - Cylindrical Carbide Shank Holder, Ball

Tool Ordering Number	Dimensions					Screw	Key	Use with Inserts	
	Size ØD	Shank ØD1	Neck ØD2	Neck Length L1	Total Length L2			Type	Code
CBSFCY-12-150-12	12	12	10,8	52	165	MS12	T20		MB, MBT, RB-N, BS-N, RBT
CBSFCY-16-150-16	16	16	14,4	52	170	MS16	T20		
CBSFCY-20-200-20	20	20	18,0	77	225	MS20	T20		
CBSFCY-25-200-25	25	25	22,5	93	230	MS25	T20		
CBSFCY-30/32-190-32	30/32	32	27,2	57	230	MS32	T30		